

World Journal of *Rheumatology*

World J Rheumatol 2016 July 12; 6(2): 23-29





Editorial Board

2016-2019

The *World Journal of Rheumatology* Editorial Board consists of 182 members, representing a team of worldwide experts in rheumatology. They are from 37 countries, including Argentina (2), Australia (3), Belgium (2), Brazil (3), Canada (2), China (15), Egypt (1), Finland (2), France (8), Germany (4), Greece (6), Hungary (2), India (3), Iran (2), Israel (5), Italy (11), Japan (2), Kuwait (1), Mexico (4), Morocco (2), Netherlands (3), Peru (1), Poland (1), Portugal (3), Qatar (1), Saudi Arabia (2), Slovakia (1), South Korea (3), Spain (6), Sweden (2), Switzerland (2), Thailand (1), Tunisia (1), Turkey (15), United Arab Emirates (1), United Kingdom (13), and United States (46).

EDITOR-IN-CHIEF

Young Mo Kang, *Daegu*

ASSOCIATE EDITORS

Paul Richard Julian Ames, *Lisboa*

Derek Enlander, *New York*

GUEST EDITORIAL BOARD

MEMBERS

Yih-Hsin Chang, *Taichung*

Jing-Long Huang, *Taoyuan*

Pi-Chang Lee, *Taipei*

Chin-San Liu, *Changhua*

Ko-Hsiu Lu, *Taichung*

Fuu-Jen Tsai, *Taichung*

Chih-Shung Wong, *Taipei*

MEMBERS OF THE EDITORIAL BOARD



Argentina

Javier Alberto Cavallasca, *Santa Fe*
Enrique Roberto Soriano, *Buenos Aires*



Australia

Chang-Hai Ding, *Melbourne*
Davinder Singh-Grewal, *Sydney*
Yin Xiao, *Brisbane*



Belgium

Olivier Bruyère, *Liège*

Jean-Yves Reginster, *Liège*



Brazil

Simone Appenzeller, *Cidade Universitaria*
Mittermayer Santiago, *Nazaré Salvador*
Samuel K Shinjo, *São paulo*



Canada

Hong-Yu Luo, *Montreal*
Guang-Ju Zhai, *St John's*



China

Jun-Min Chen, *Fuzhou*
Sheng-Ming Dai, *Shanghai*
Ai-Ping Lu, *Beijing*
Ling Qin, *Hong Kong*
Er-Wei Sun, *Guangzhou*
Han-Shi Xu, *Guangzhou*
Qing-Yu Zeng, *Shantou*
Peng Zhang, *Shenzhen*



Egypt

Yasser Emad, *Cairo*



Finland

Yrjö T Konttinen, *Helsinki*
Rahman Shiri, *Helsinki*



France

Didier Attaix, *Theix*
Francis Berenbaum, *Paris*
Michel Jacques de Bandt, *Aulnay sous Bois*
Pascal Laugier, *Paris*
Pierre Miossec, *Lyon*
M Djavad Mossalayi, *Bordeaux*
Aleth Perdriger, *Rennes*
Alain Saraux, *Brest*



Germany

Magali Cucchiari, *Homburg*
Thomas Jax, *Neuss*
Friedrich Paul Paulsen, *Erlangen*
Med H H Peter, *Freiburg*



Greece

Andrew P Andonopoulos, *Rion*
Dimitrios Daoussis, *Patras*
Kosmas I Paraskevas, *Athens*
Grigorios Sakellariou, *Thessaloniki*
Lazaros I Sakkas, *Larissa*
Michael Voulgarelis, *Athens*



Hungary

Laszlo Czirjak, *Pecs*
András Komócsi, *Pecs*



India

Vikas Agarwal, *Lucknow*

Srikantiah Chandrashekara, *Bangalore*
Rajesh Vijayvergiya, *Chandigarh*



Iran

Nima Rezaei, *Tehran*
Zahra Rezaeiyazdi, *Mashhad*



Israel

Boaz Amichai, *Ramat Gan*
George S Habib, *Nazareth Illit*
Leonid Kalichman, *Beer Sheva*
Igal Leibovitch, *Tel-Aviv*
Elias Toubi, *Haifa*



Italy

Silvano Adami, *Verona*
Giuseppe Barbaro, *Rome*
Mauro Cellini, *Bologna*
Nicola Giordano, *Siena*
Estrella Garcia Gonzalez, *Siena*
Giovanni La Montagna, *Napoli*
Claudio Lunardi, *Verona*
Francesco Oliva, *Rome*
Donato Rigante, *Rome*
Dario Roccatello, *Turin*
Maurizio Turiel, *Milano*



Japan

Yoshiya Tanaka, *Kitakyushu*
Takashi Usui, *Sakyo-ku*



Kuwait

Adel M A Alawadhi, *Kuwait*



Mexico

Carlos Abud-Mendoza, *San Luis Potosi*
Monica Vazquez-Del Mercado, *Guadalajara*
José F Muñoz-Valle, *Zapopan*
José Alvarez Nemegeyi, *Mérida*



Morocco

Zoubida Tazi Mezalek, *Rabat*
Faissal Tarrass, *Larache*



Netherlands

Esmeralda Blaney Davidson, *Nijmegen*
Timothy Ruben Radstake, *Nijmegen*
Nico M Wulffraat, *Utrecht*



Peru

Claudia Selene Mora-Trujillo, *Lima*



Poland

Przemyslaw Kotyla, *Katowice*



Portugal

Elizabeth Benito-Garcia, *Oeiras*
Alexandrina Ferreira Mendes, *Coimbra*



Qatar

Mohammed Hammoudeh, *Doha*



Saudi Arabia

Almoallim Hani Mohammad, *Jeddah*
Mohammed Tikly, *Johannesburg*



Slovakia

Ivica Lazúrová, *Košice*



South Korea

Dae-Hyun Hahm, *Seoul*
Chang-Hee Suh, *Suwon*



Spain

Pedro Carpintero Benítez, *Cordoba*
Francisco J Blanco, *Coruña*
Vicente Giner Galvañ, *Alcoy*
Segundo Gonzalez, *Oviedo*
Narcis Gusi, *Caceres*
Luis Martinez-Lostao, *Zaragoza*



Sweden

Aladdin Mohammad, *Lund*
Ronald van Vollenhoven, *Stockholm*



Switzerland

Daniel Aeberli, *Bern*
Hossein Hemmatazad, *Zurich*



Thailand

Prachya Kongtawelert, *Chiang Mai*



Tunisia

Ghazi Chabchoub, *Sfax*



Turkey

Aynur Akay, *İzmir*
Deniz Evcik, *Ankara*

Sibel Eyigor, *İzmir*
Yesim Garip, *Ankara*
Ozgur Kasapcopur, *Istanbul*
Suleyman Serdar Koca, *Elazig*
Ugur Musabak, *Ankara*
Demet Ofluoglu, *Istanbul*
Salih Ozgocmen, *Kayseri*
Cagatay Ozturk, *Istanbul*
Mehmet Akif Ozturk, *Ankara*
Ismail Sari, *İzmir*
Mehmet Soy, *Bolu*
Yavuz Yakut, *Ankara*
Serap Yalin, *Mersin*



United Arab Emirates

Ashok Kumar, *Dubai*



United Kingdom

Ade O Adebajo, *Sheffield*
Khalid Binymin, *Mersyside*
Dimitrios P Bogdanos, *London*
David D'Cruz, *London*
Magdalena Dziadzio, *London*
Edzard Ernst, *Exeter*
Elena A Jones, *Leeds*
Joseph G McVeigh, *Belfast*
Sanjay Mehta, *London*
Jonathan Rees, *London*
Anita Williams, *Salford*
Hazem M Youssef, *Aberdeen*
Wei-Ya Zhang, *Nottingham*



United States

Cynthia Aranow, *Manhasset*
Joseph R Berger, *Lexington*
Vance Berger, *Rockville*
Daniel Bikle, *San Francisco*
Marc R Blackman, *Washington*
Galina S Bogatkevich, *Charleston*
Leigh F Callahan, *Chapel Hill*
Hamid Chalian, *Chicago*
Majid Chalian, *Baltimore*
Sean Patrick Curtis, *Rahway*
Barbara A Eberhard, *New Hyde Park*
Luis R Espinoza, *New Orleans*
Shu-Man Fu, *Charlottesville*
Daniel E Furst, *Los Angeles*
Reda Ebeid Girgis, *Baltimore*
Alexei A Grom, *Cincinnati*
Simon Helfgott, *Boston*
Howard J Hillstrom, *New York*
Gary S Hoffman, *Cleveland*
Seung Jae Hong, *Chicago*
Meenakshi Jolly, *Chicago*
M Firoze Khan, *Galveston*
Antonio La Cava, *Los Angeles*
Yi Li, *Gainesville*
Chuan-Ju Liu, *New York*
Charles J Malemud, *Cleveland*
Mahnaz Momeni, *Washington*
Swapan K Nath, *Oklahoma*
Ewa Olech, *Oklahoma*
Alicia Rodríguez Pla, *Dallas*
Chaim Putterman, *Bronx*
Allison B Reiss, *Mineola*
Bruce M Rothschild, *Lawrence*

Hee-Jeong Im Sampen, *Chicago*
Naomi Schlesinger, *New Brunswick*
H Ralph Schumacher, *Philadelphia*
Jasvinder A Singh, *Birmingham*

Abha Singh, *Rochester*
Jianxun (Jim) Song, *Hershey*
Yu-Bo Sun, *Charlotte*
Thomas H Taylor, *Norwich*

George C Tsokos, *Boston*
Yucheng Yao, *Los Angeles*
Ping Zhang, *Indianapolis*
Xiao-Dong Zhou, *Houston*



META-ANALYSIS

- 23 Exercise reduces depressive symptoms in adults with arthritis: Evidential value

Kelley GA, Kelley KS

Contents

World Journal of Rheumatology
Volume 6 Number 2 July 12, 2016

ABOUT COVER

Editorial Board Member of *World Journal of Rheumatology*, Majid Chalian, MD, Research Associate, Department of Radiology and Radiological Science, the Johns Hopkins, Maryland, Baltimore, MD 21202, United States

AIM AND SCOPE

World Journal of Rheumatology (*World J Rheumatol*, *WJR*, online ISSN 2220-3214, DOI: 10.5499) is a peer-reviewed open access academic journal that aims to guide clinical practice and improve diagnostic and therapeutic skills of clinicians.

WJR covers topics concerning osteoarthritis, metabolic bone disease, connective tissue diseases, antiphospholipid antibody-associated diseases, spondyloarthropathies, acute inflammatory arthritis, fibromyalgia, polymyalgia rheumatica, vasculitis syndromes, periarticular rheumatic disease, pediatric rheumatic disease, miscellaneous rheumatic diseases, and rheumatology-related therapy, pain management, rehabilitation.

We encourage authors to submit their manuscripts to *WJR*. We will give priority to manuscripts that are supported by major national and international foundations and those that are of great basic and clinical significance.

INDEXING/ABSTRACTING

World Journal of Rheumatology is currently no indexing/abstracting.

FLYLEAF

I-III Editorial Board

EDITORS FOR THIS ISSUE

Responsible Assistant Editor: *Xiang Li*
Responsible Electronic Editor: *Ya-Jing Lu*
Proofing Editor-in-Chief: *Lian-Sheng Ma*

Responsible Science Editor: *Xue-Mei Gong*
Proofing Editorial Office Director: *Jin-Lei Wang*

NAME OF JOURNAL

World Journal of Rheumatology

ISSN

ISSN 2220-3214 (online)

LAUNCH DATE

December 31, 2011

FREQUENCY

Four-monthly

EDITOR-IN-CHIEF

Jörg HW Distler, MD, Department of Internal Medicine 3, University of Erlangen-Nuremberg, Universitätsstr, 29, 91054 Erlangen, Germany

EDITORIAL OFFICE

Jin-Lei Wang, Director
Xiu-Xia Song, Vice Director
World Journal of Rheumatology

Room 903, Building D, Ocean International Center, No. 62 Dongsihuan Zhonglu, Chaoyang District, Beijing 100025, China
Telephone: +86-10-59080039
Fax: +86-10-85381893
E-mail: editorialoffice@wjnet.com
Help Desk: <http://www.wjnet.com/esps/helpdesk.aspx>
<http://www.wjnet.com>

PUBLISHER

Baishideng Publishing Group Inc
8226 Regency Drive,
Pleasanton, CA 94588, USA
Telephone: +1-925-223-8242
Fax: +1-925-223-8243
E-mail: bpgoffice@wjnet.com
Help Desk: <http://www.wjnet.com/esps/helpdesk.aspx>
<http://www.wjnet.com>

PUBLICATION DATE

July 12, 2016

COPYRIGHT

© 2016 Baishideng Publishing Group Inc. Articles published by this Open-Access journal are distributed under the terms of the Creative Commons Attribution Non-commercial License, which permits use, distribution, and reproduction in any medium, provided the original work is properly cited, the use is non commercial and is otherwise in compliance with the license.

SPECIAL STATEMENT

All articles published in journals owned by the Baishideng Publishing Group (BPG) represent the views and opinions of their authors, and not the views, opinions or policies of the BPG, except where otherwise explicitly indicated.

INSTRUCTIONS TO AUTHORS

Full instructions are available online at http://www.wjnet.com/bpg/g_info_20160116143427.htm.

ONLINE SUBMISSION

<http://www.wjnet.com/esps/>

Exercise reduces depressive symptoms in adults with arthritis: Evidential value

George A Kelley, Kristi S Kelley

George A Kelley, Kristi S Kelley, Meta-Analytic Research Group, Department of Biostatistics, School of Public Health, Robert C. Byrd Health Sciences Center, West Virginia University, Morgantown, WV 26506-9190, United States

Author contributions: Kelley GA and Kelley KS contributed equally to this work; Kelley GA and Kelley KS designed the research; Kelley GA and Kelley KS performed the research; Kelley GA and Kelley KS analyzed the data; Kelley GA and Kelley KS wrote the paper.

Supported by The National Institute of Arthritis and Musculoskeletal and Skin Diseases of the National Institutes of Health (GAK, Principal Investigator), No. RO1AR061346; the National Institute of General Medical Sciences of the National Institutes of Health, No. U54GM104942.

Conflict-of-interest statement: The authors declare that there is no conflict of interest regarding the publication of this paper.

Data sharing statement: Dataset is available from the corresponding author at gkelley@hsc.wvu.edu. Consent was not available because this is an aggregate data meta-analysis in which data were abstracted from previously published studies and in which no individual participant data were used.

Open-Access: This article is an open-access article which was selected by an in-house editor and fully peer-reviewed by external reviewers. It is distributed in accordance with the Creative Commons Attribution Non Commercial (CC BY-NC 4.0) license, which permits others to distribute, remix, adapt, build upon this work non-commercially, and license their derivative works on different terms, provided the original work is properly cited and the use is non-commercial. See: <http://creativecommons.org/licenses/by-nc/4.0/>

Correspondence to: George A Kelley, FACS, Professor, Director, Meta-Analytic Research Group, Department of Biostatistics, School of Public Health, Robert C. Byrd Health Sciences Center, West Virginia University, PO Box 9190, Morgantown, WV 26506-9190, United States. gkelley@hsc.wvu.edu
 Telephone: +1-304-2936279
 Fax: +1-304-2935891

Received: July 14, 2015

Peer-review started: July 15, 2015

First decision: August 16, 2015

Revised: January 24, 2016

Accepted: March 7, 2016

Article in press: March 9, 2016

Published online: July 12, 2016

Abstract

AIM: To determine whether evidential value exists that exercise reduces depression in adults with arthritis and other rheumatic conditions.

METHODS: Utilizing data derived from a prior meta-analysis of 29 randomized controlled trials comprising 2449 participants (1470 exercise, 979 control) with fibromyalgia, osteoarthritis, rheumatoid arthritis or systemic lupus erythematosus, a new method, P-curve, was utilized to assess for evidentiary worth as well as dismiss the possibility of discriminating reporting of statistically significant results regarding exercise and depression in adults with arthritis and other rheumatic conditions. Using the method of Stouffer, Z-scores were calculated to examine selective-reporting bias. An alpha (P) value < 0.05 was deemed statistically significant. In addition, average power of the tests included in P-curve, adjusted for publication bias, was calculated.

RESULTS: Fifteen of 29 studies (51.7%) with exercise and depression results were statistically significant ($P < 0.05$) while none of the results were statistically significant with respect to exercise increasing depression in adults with arthritis and other rheumatic conditions. Right-skew to dismiss selective reporting was identified ($Z = -5.28$, $P < 0.0001$). In addition, the included studies did not lack evidential value ($Z = 2.39$, $P = 0.99$), nor did they lack evidential value and were P-hacked ($Z = 5.28$, $P > 0.99$). The relative frequencies of P-values were 66.7% at 0.01, 6.7% each at 0.02 and 0.03, 13.3% at 0.04 and 6.7% at 0.05. The average power of

the tests included in *P*-curve, corrected for publication bias, was 69%. Diagnostic plot results revealed that the observed power estimate was a better fit than the alternatives.

CONCLUSION: Evidential value results provide additional support that exercise reduces depression in adults with arthritis and other rheumatic conditions.

Key words: Exercise; Physical activity; Physical fitness; Arthritis; Rheumatic disease; Meta-analysis; Systematic review; Adults; Publication bias; Bias

© **The Author(s) 2016.** Published by Baishideng Publishing Group Inc. All rights reserved.

Core tip: The primary strength of this study was the use of a recent and novel approach to address the potential for selective reporting of statistically significant results, a common problem in the published literature, regarding the effects of exercise on depressive symptoms in adults with arthritis and other rheumatic diseases. The results revealed that selective reporting does not exist, thereby providing further support that exercise improves depressive symptoms in adults with arthritis and other rheumatic diseases.

Kelley GA, Kelley KS. Exercise reduces depressive symptoms in adults with arthritis: Evidential value. *World J Rheumatol* 2016; 6(2): 23-29 Available from: URL: <http://www.wjgnet.com/2220-3214/full/v6/i2/23.htm> DOI: <http://dx.doi.org/10.5499/wjr.v6.i2.23>

INTRODUCTION

Arthritis and other rheumatic diseases are a major public health problem affecting more than 52 million adults in the United States^[1]. By the year 2030, it is estimated that 67 million Americans 18 years of age and older will have doctor-diagnosed arthritis^[2]. In terms of expenditures, the total costs associated with arthritis in the United States were estimated to be 128 billion dollars in 2003, an increase of 41.8 billion dollars compared to 1997^[3].

One of the major psychological health problems associated with arthritis and other rheumatic diseases is depression^[4]. To illustrate, recent estimates suggest that approximately 18% of United States adults with doctor-diagnosed arthritis have depression^[4]. This is the result of people becoming depressed after developing arthritis vs the development of arthritis as a result of being depressed^[4].

One potential lifestyle intervention for reducing the prevalence of depression in adults with arthritis and other rheumatic diseases is exercise^[5]. For example, a recently completed meta-analysis of randomized controlled trials by the authors resulted in a statistically significant standardized mean difference effect size reduction in depressive symptoms equivalent to a

percentile improvement of 16.4 as a result of exercise in adults with arthritis and other rheumatic diseases^[5]. While encouraging, all investigations appeared in peer-reviewed academic journals, a potential problem given that publications in academic journals yield an overly excessive number of statistically significant results^[6]. Consequently, such findings may not be representative of the truth. Factors associated with an excess of statistically significant outcomes include, but are not necessarily restricted to, selective reporting by researchers^[7-13]. Across all levels of utilization, *i.e.*, research, practice, and policy, it is crucial to recognize the genuine consequences of physical exercise on depression in adults with arthritis and other rheumatic conditions. While recommendations for the evaluation of selective reporting and associated biases in meta-analysis have been developed, all have noteworthy shortcomings. As a result, no correction techniques are currently endorsed^[14]. However, since the time of publication of these recommendations^[14], a new and novel approach known as *P*-curve has been developed for the purpose of determining whether selective reporting of studies exists and which does not require access to null results^[15,16]. Therefore, given the importance of identifying the true effects of exercise on depression in adults with arthritis and other rheumatic conditions, the purpose of the current study was to determine whether there is evidential value that exercise improves depression in adults with arthritis and other rheumatic conditions.

MATERIALS AND METHODS

Literature search

The literature search for the present investigation originated from a previous and recent meta-analysis that has been explained thoroughly elsewhere^[5]. In brief, research studies published between 1981 and January 2013 were retrieved by searching ten reference databases, the reference lists of included studies, and expert review.

Study selection

The selection of studies has also been explained thoroughly elsewhere^[5]. Succinctly, randomized controlled trials that investigated the effects of aerobic exercise, strength training, or a combination of aerobic and strength training exercise on depressive symptoms, as defined by the authors, in adults with arthritis and other rheumatic diseases (fibromyalgia, osteoarthritis, rheumatoid arthritis, or systemic lupus erythematosus), were included^[17-45]. Studies in which exercise, defined as "physical activity that is planned, structured, and repetitive and purposive in the sense that the improvement or maintenance of one or more components of physical fitness is the objective"^[46], were included.

Data extraction

The process for data extraction has been described in detail elsewhere^[5]. Briefly, data were extracted by both authors, independent of each other. Disagreements

were resolved by consensus.

Risk of bias

Risk of bias, described in detail elsewhere, was accomplished using the Cochrane Risk of Bias Assessment Instrument and followed the same procedures as for data extraction^[5].

Statistical analysis

The statistical methods of this study were reviewed and approved by a biostatistician, Dr. Matthew Gurka, Department of Biostatistics, West Virginia University.

Outcomes for depressive symptoms, as defined by the authors from each study, were computed using the standardized mean difference effect size. This was calculated by subtracting the change outcome difference in the exercise group from the change outcome difference in the control group, dividing by the pooled standard deviations of the outcomes for both groups, and then weighting them by the reciprocal of the combined variances. All effect sizes were corrected for small sample bias, *i.e.*, Hedges *et al.*^[47]. Overall results were then combined using a random-effects model^[48]. Heterogeneity and inconsistency were estimated using Cochran's *Q* and *I*² statistic, respectfully^[48-50].

To identify whether evidential value exists in relation to exercise reducing depression in adults with arthritis and other rheumatic conditions, the primary purpose of the current study, a recent and novel method known as *P*-curve was utilized^[15,16]. Briefly, the purpose of this approach is to determine whether selective reporting can be excluded as a cause of statistically significant results, thus providing greater confidence that the observed effect is true. It comprises a distribution of significant *P*-values (alpha level < 0.05) from the included studies. Studies with non-significant *P*-values (alpha level > 0.05), are excluded from the assessment. The focus of *P*-curve is on determining whether studies (1) contain evidential value (right skew); (2) lack evidential value, as indicated by a power < 33%; and (3) lack evidentiary importance, *i.e.*, were *P*-hacked, as indicated by left skew, suggesting that researchers withheld non-significant results. *P*-results are suggestive of real effects, *i.e.*, evidentiary worth, if the number of small *P* values (*P* = 0.01) are greater than the number of large *P* values (*P* = 0.04). Testing is twofold. Firstly, for every *P*-value < 0.05, the chance of detecting a significant *P*-value at least as excessive as if the null were correct is computed. This *P* value, *i.e.*, *P* value of the *P* value, is computed by dividing each statistically significant probability value from every study by 0.05. With respect to the current investigation, probabilities were calculated using the *Z*-scores of the differences in depressive symptoms between the exercise and control groups from each included study. To maintain independence, studies that included multiple groups and/or multiple measures of depression using different instruments were combined so that only one probability value was included for that study. This approach was

chosen because the focus of this study was on ruling out selective reporting of findings. In addition, *P*-curve has been found to perform better than previously existing tests to address publication bias^[15,16]. Details regarding *P*-curve have been described in detail elsewhere^[15,16].

The second step consists of aggregating *PP* values using Stouffer's method^[51]. This continuous test is accomplished by computing *PP* values for each test with a probability of < 0.05 and then converting them to *Z*-scores. The sum of the *Z*-scores is then divided by the square root of the number of tests with *P*-values < 0.05. A negative *Z*-score and overall *P*-value < 0.05 is indicative of right-skewed evidential value that results do not suffer from selective reporting bias in favor of statistically significant results. A nonexistent statistically significant right-skewed *P*-value implies either an absence of data to draw conclusions regarding evidentiary value or a dearth of evidentiary value. To assess for potential absence of data, *i.e.*, power, the identical method as for right-skew is employed with the exception that *PP* values are recomputed for expected *P*-curves utilizing a power of 33% along with the sample size from each study, achieved by means of non-central distributions. To test for a lack of evidential value suggestive of the withholding of non-significant findings by investigators, *i.e.*, left skewed *P*-hacking, the same approach is used as for right-skewed evidential value but the *PP* values for left skew are computed as 1 minus the right skew *PP* value. Probability values ≤ 0.05 were considered statistically significant.

In addition to testing for (1) right skew; (2) inadequate information; and (3) left skew, average power of the tests included in *P*-curve were calculated while correcting for publication bias. This was accomplished by comparing the expected *P*-curve for each possible value of power between 5% and 99% and then choosing the level of power that most closely matches the expected and observed *P*-curves.

All data were analyzed using version 3.0 of *P*-curve (<http://www.p-curve.com/app3/>), version 3.0 of Comprehensive Meta-Analysis (Englewood, New Jersey, 2015) and Microsoft Excel 2010.

RESULTS

Study selection

Twenty-nine studies that included 2449 participants (1470 exercise, 979 control) with fibromyalgia, osteoarthritis, rheumatoid arthritis, or systemic lupus erythematosus met all eligibility criteria^[17-45]. Exercise averaged 19 wk, 4 times per week for 34 min per session^[5]. The within-study age of the participants ranged from 18 to 85 years. A detailed description of these studies can be found elsewhere^[5].

Changes in depressive symptoms

Figure 1 shows a forest plot of study-level as well as pooled results for changes in depressive symptoms. As

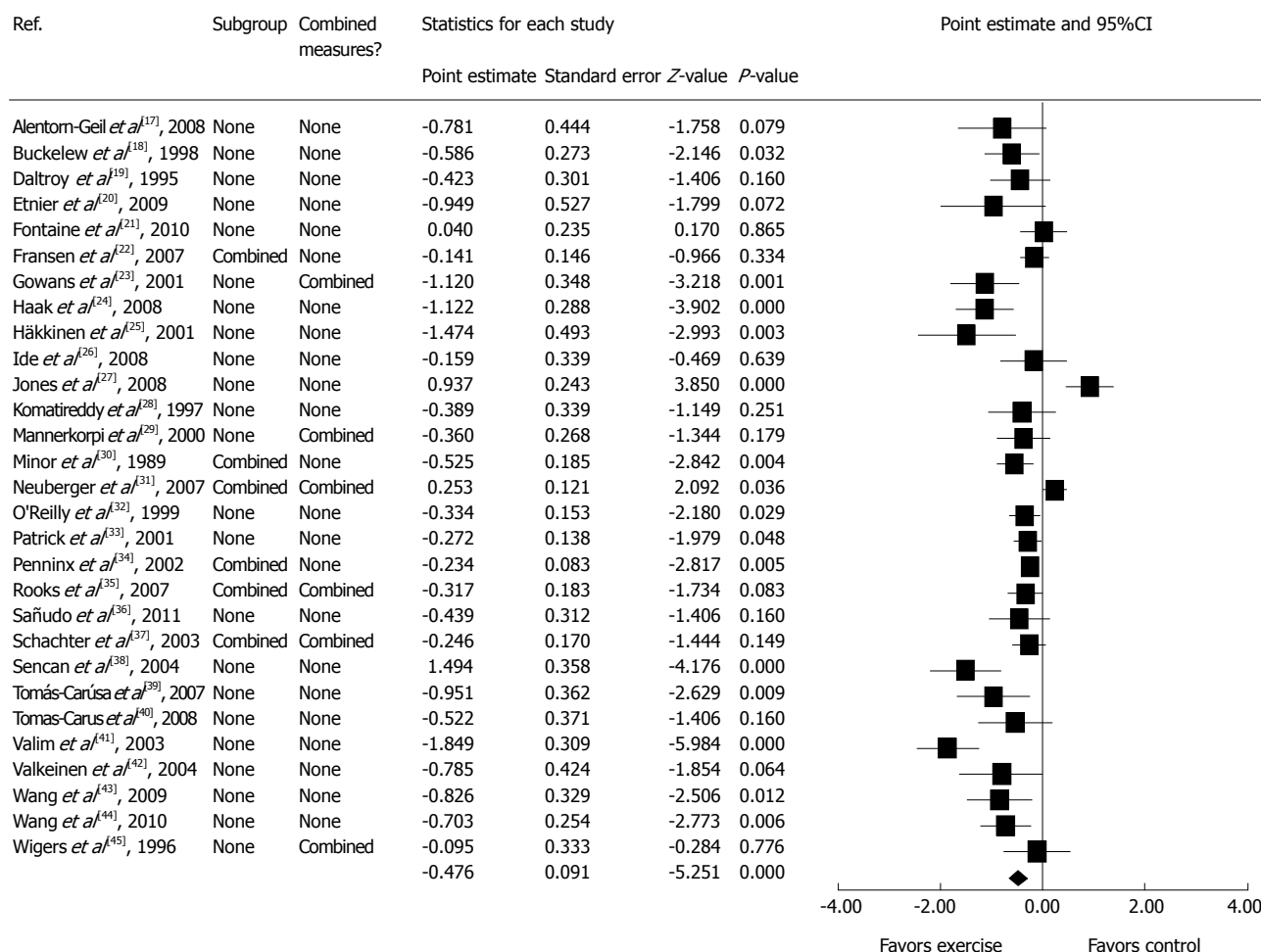


Figure 1 Forest plot for changes in depressive symptoms. The black squares represent the mean difference while the left and right extremes of the squares represent the corresponding 95%CI. The middle of the black diamond represents the overall mean difference while the left and right extremes of the diamond represent the corresponding 95%CI.

shown, the overall results indicate a statistically significant decrease in depressive symptoms in support of exercise along with non-overlapping 95%CI (-0.643--0.298). Heterogeneity was statistically significant ($Q = 122.8$, $P < 0.001$) and a large amount of inconsistency was observed ($I^2 = 77.2\%$, 95%CI = 67.6%-84.0%). Standardized mean difference effect size changes ranged from -1.85 to 0.94. Fifteen of 29 (51.7%) results were statistically significant ($P < 0.05$) while none were statistically significant with respect to exercise increasing depression in adults with arthritis and other rheumatic conditions.

P-curve results

Evidential value results are displayed in Table 1 and Figure 2. As shown, there was statistically significant right-skew. This suggests that there is evidential value that exercise decreases depression in adults with arthritis and other rheumatic conditions. Consistent with this finding are the non-significant results for a lack of evidential value, including P -hacking. The average power of the tests included in P -curve, corrected for publication bias, was 69%. Interpretation of the diagnostic plot suggests that

the observed power estimate was a better fit than the alternatives (Figure 3).

DISCUSSION

Overall findings

The aim of the present investigation was to use a new approach, P -curve, to identify whether evidential value exists in support of exercise for reducing depression in adults with arthritis and other rheumatic conditions. The results suggest there is indeed evidential value in support of exercise aimed at reducing depression in adults with arthritis and other rheumatic conditions. These findings provide additional support to recently completed research on this issue^[5]. These findings are noteworthy given: (1) the prevalence of depression in adults with arthritis and other rheumatic conditions^[4]; (2) the potential benefits of exercise for improving depression in adults with arthritis and other rheumatic conditions^[5]; and (3) the importance of determining if selective reporting bias exists in published exercise studies examining the effects of exercise on depression in adults with arthritis and other rheumatic conditions^[7-13].

Table 1 Evidential values for changes in depressive symptoms

Statistical inference	Z	P
Studies contain evidential value (right-skewed)	5.28	< 0.0001 ¹
Studies lack evidential value (flatter than 33% power)	2.39	0.99
Studies lack evidential value and intensely <i>P</i> -hacked (left-skewed)	5.28	0.99

¹Statistically significant ($P < 0.05$). Negative Z-value for right skew suggests that selective-reporting bias in favor of statistically significant results does not exist. Z: Z-value based on Stouffer's method; P: Probability value.

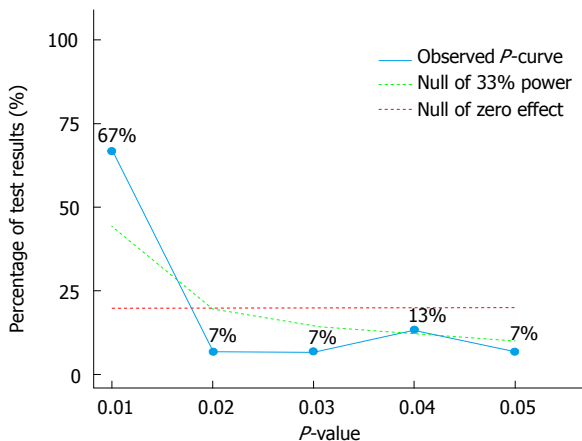


Figure 2 P-curve results for evidential value. Results are significantly right-skewed ($P < 0.0001$), suggesting that evidential value exists that exercise reduces depressive symptoms in adults with arthritis and other rheumatic diseases. The graphed results include 15 statistically significant *P*-values < 0.05. Fourteen additional results were entered but excluded from the analysis because of non-significance ($P > 0.05$).

Implications for research and practice

The findings of the present investigation provide further confirmation regarding the positive effects of exercise on depressive symptoms in adults with arthritis and other rheumatic diseases. However, while a random-effects model that incorporates heterogeneity was used, such models do not explain potential sources of heterogeneity, little of which could be identified in the primary meta-analysis on which the current investigation was based^[5]. Given the former, it would appear plausible to suggest that a need exists for well-designed randomized controlled trials to determine what group of participants may benefit the most from exercise. Along those lines, the dose-response effects of exercise were not a purpose of the current study, and when studied previously, did not yield any significant results. Therefore, and as previously recommended^[5], there is a need for additional randomized controlled trials in order to determine the dose-response effects of exercise in a representative sample of adults with arthritis and other rheumatic diseases. Until that time, it would appear feasible to recommend that adults with arthritis and other rheumatic diseases progress to achieving the general guidelines of: (1) 150 min per week of moderate-intensity aerobic

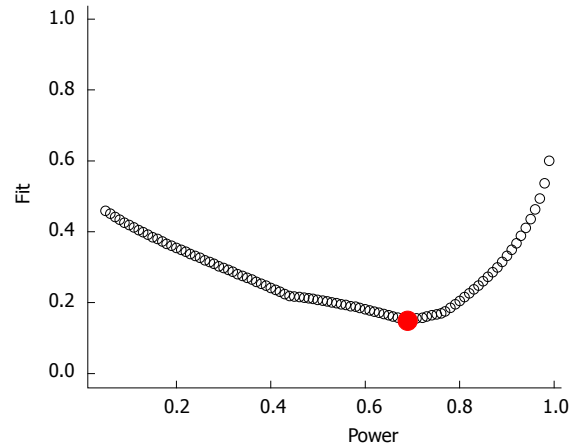


Figure 3 Diagnostic plot for power estimation. This figure illustrates how close the expected *P*-curve is to the observed *P*-curve for each level of power between 5% and 99%. The Y-axis is the perfect fit distance for each level of power. The estimated power for exercise-induced changes in depressive symptoms data is 69%. The solid red circle is generally lower than the other markers, suggesting that the power estimate is a better fit than the alternatives. The flatter the curve, the less confidence in the power estimate. Alternatively, a V-shape suggests an ideal estimate of power.

activity (brisk walking, etc.), 75 min per week of vigorous-intensity aerobic activity (water aerobics, etc.), or some equivalent combination of the two; (2) muscle strengthening exercises at least 2 d per week; and (3) balance exercises at least 3 d per week^[52].

Strengths and potential limitations

The primary strength of the present investigation is the use of a new and innovative approach to deal with the issue of potential selective reporting of statistically significant results regarding the effects of exercise on depressive symptoms in adults with arthritis and other rheumatic diseases^[15,16]. From the investigative team's perspective, this is important given the potential for selective-reporting bias and resultant overestimates of beneficial effects found in peer-reviewed journals^[7-13]. Alternatively, one possible limitation is that *P*-curve excludes *P* values > 0.05 as well as those near 0.05. Consequently, *P*-values indicative of no effect, while extremely rare when a genuine effect is present, are omitted^[16].

The findings of the present investigation provide evidential value regarding the use of exercise for reducing depression in adults with arthritis and other rheumatic conditions. Given the deleterious consequences of depression, exercise should be recommended as a lifestyle intervention for improving depressive symptoms in adults with arthritis and other rheumatic diseases.

COMMENTS

Background

While previous meta-analytic work has demonstrated that exercise improves depressive symptoms in adults with arthritis, the potential for bias, *i.e.*, tendency for statistically significant and positive results to be published, continues to exist.

Research frontiers

There is currently an increased interest in understanding the true effects of exercise on depressive symptoms in adults.

Innovations and breakthroughs

Previous meta-analytic research has demonstrated that exercise improves depressive symptoms in adults with arthritis but the possibility of publication bias cannot be ruled out.

Applications

Using a novel and recently developed approach for assessing publication and other related biases, the results of this study provide additional confirmatory evidence that exercise improves depressive symptoms in adults, thereby providing greater confidence for practitioners when recommending exercise for improving depressive symptoms in adults.

Terminology

Evidential value refers to a lack of publication bias, *i.e.*, tendency for statistically significant and positive results to be published. *P*-curve refers to a statistical method that assesses whether or not publication and related biases can be ruled out.

Peer-review

In this study the authors introduce a new and novel approach known as *P*-curve to determine whether selective reporting of studies exists and which does not require access to null results. This is a well-written article with sufficient justification.

REFERENCES

- Centers for Disease Control and Prevention (CDC). Prevalence of doctor-diagnosed arthritis and arthritis-attributable activity limitation—United States, 2010–2012. *MMWR Morb Mortal Wkly Rep* 2013; **62**: 869–873 [PMID: 24196662]
- Hootman JM, Helmick CG. Projections of US prevalence of arthritis and associated activity limitations. *Arthritis Rheum* 2006; **54**: 226–229 [PMID: 16385518 DOI: 10.1002/art.21562]
- Yelin E, Murphy L, Cisternas MG, Foreman AJ, Pasta DJ, Helmick CG. Medical care expenditures and earnings losses among persons with arthritis and other rheumatic conditions in 2003, and comparisons with 1997. *Arthritis Rheum* 2007; **56**: 1397–1407 [PMID: 17469096 DOI: 10.1002/art.22565]
- Murphy LB, Sacks JJ, Brady TJ, Hootman JM, Chapman DP. Anxiety and depression among US adults with arthritis: prevalence and correlates. *Arthritis Care Res (Hoboken)* 2012; **64**: 968–976 [PMID: 22550055]
- Kelley GA, Kelley KS, Hootman JM. Effects of exercise on depression in adults with arthritis: a systematic review with meta-analysis of randomized controlled trials. *Arthritis Res Ther* 2015; **17**: 21 [PMID: 25645739 DOI: 10.1186/s13075-015-0533-5]
- Ioannidis JP. Why most discovered true associations are inflated. *Epidemiology* 2008; **19**: 640–648 [PMID: 18633328 DOI: 10.1097/EDE.0b013e31818131e7]
- Chan AW, Krleza-Jerić K, Schmid I, Altman DG. Outcome reporting bias in randomized trials funded by the Canadian Institutes of Health Research. *CMAJ* 2004; **171**: 735–740 [PMID: 15451835 DOI: 10.1503/cmaj.1041086]
- Chan AW, Hróbjartsson A, Haahr MT, Gøtzsche PC, Altman DG. Empirical evidence for selective reporting of outcomes in randomized trials: comparison of protocols to published articles. *JAMA* 2004; **291**: 2457–2465 [PMID: 15161896 DOI: 10.1001/jama.291.20.2457]
- Kyzas PA, Loizou KT, Ioannidis JP. Selective reporting biases in cancer prognostic factor studies. *J Natl Cancer Inst* 2005; **97**: 1043–1055 [PMID: 16030302 DOI: 10.1093/jnci/dji184]
- Dwan K, Gamble C, Williamson PR, Kirkham JJ. Systematic review of the empirical evidence of study publication bias and outcome reporting bias - an updated review. *PLoS One* 2013; **8**: e66844 [PMID: 23861749 DOI: 10.1371/journal.pone.0066844]
- Dwan K, Kirkham JJ, Williamson PR, Gamble C. Selective reporting of outcomes in randomised controlled trials in systematic reviews of cystic fibrosis. *BMJ Open* 2013; **3**: e002709 [PMID: 23794538 DOI: 10.1136/bmjopen-2013-002709]
- Kirkham JJ, Dwan KM, Altman DG, Gamble C, Dodd S, Smyth R, Williamson PR. The impact of outcome reporting bias in randomised controlled trials on a cohort of systematic reviews. *BMJ* 2010; **340**: c365 [PMID: 20156912 DOI: 10.1136/bmj.c365]
- McGauran N, Wieseler B, Kreis J, Schüller YB, Kölsch H, Kaiser T. Reporting bias in medical research - a narrative review. *Trials* 2010; **11**: 37 [PMID: 20388211 DOI: 10.1186/1745-6215-11-37]
- Sterne JA, Sutton AJ, Ioannidis JP, Terrin N, Jones DR, Lau J, Carpenter J, Rücker G, Harbord RM, Schmid CH, Tetzlaff J, Deeks JJ, Peters J, Macaskill P, Schwarzer G, Duval S, Altman DG, Moher D, Higgins JP. Recommendations for examining and interpreting funnel plot asymmetry in meta-analyses of randomised controlled trials. *BMJ* 2011; **343**: d4002 [PMID: 21784880 DOI: 10.1136/bmj.d4002]
- Simonsohn U, Nelson LD, Simmons JP. p-Curve and Effect Size: Correcting for Publication Bias Using Only Significant Results. *Perspect Psychol Sci* 2014; **9**: 666–681 [PMID: 26186117 DOI: 10.1177/1745691614553988]
- Simonsohn U, Nelson LD, Simmons JP. P-curve: a key to the file-drawer. *J Exp Psychol Gen* 2014; **143**: 534–547 [PMID: 23855496 DOI: 10.1037/a0033242]
- Alentorn-Geli E, Padilla J, Moras G, Lázaro Haro C, Fernández-Solà J. Six weeks of whole-body vibration exercise improves pain and fatigue in women with fibromyalgia. *J Altern Complement Med* 2008; **14**: 975–981 [PMID: 18990045 DOI: 10.1089/acm.2008.0050]
- Buckelew SP, Conway R, Parker J, Deuser WE, Read J, Witty TE, Hewett JE, Minor M, Johnson JC, Van Male L, McIntosh MJ, Nigh M, Kay DR. Biofeedback/relaxation training and exercise interventions for fibromyalgia: a prospective trial. *Arthritis Care Res* 1998; **11**: 196–209 [PMID: 9782811 DOI: 10.1002/art.1790110307]
- Daltroy LH, Robb-Nicholson C, Iversen MD, Wright EA, Liang MH. Effectiveness of minimally supervised home aerobic training in patients with systemic rheumatic disease. *Br J Rheumatol* 1995; **34**: 1064–1069 [PMID: 8542209 DOI: 10.1093/rheumatology/34.11.1064]
- Etnier JL, Karper WB, Gapin JJ, Barella LA, Chang YK, Murphy KJ. Exercise, fibromyalgia, and fibrofog: a pilot study. *J Phys Act Health* 2009; **6**: 239–246 [PMID: 19420402]
- Fontaine KR, Conn L, Clauw DJ. Effects of lifestyle physical activity on perceived symptoms and physical function in adults with fibromyalgia: results of a randomized trial. *Arthritis Res Ther* 2010; **12**: R55 [PMID: 20353551 DOI: 10.1186/ar2967]
- Fransen M, Nairn L, Winstanley J, Lam P, Edmonds J. Physical activity for osteoarthritis management: a randomised controlled clinical trial evaluating hydrotherapy or Tai Chi classes. *Arthritis Rheum* 2007; **57**: 407–414 [PMID: 17443749 DOI: 10.1002/art.22621]
- Gowans SE, deHueck A, Voss S, Silaj A, Abbey SE, Reynolds WJ. Effect of a randomized, controlled trial of exercise on mood and physical function in individuals with fibromyalgia. *Arthritis Rheum* 2001; **45**: 519–529 [PMID: 11762686 DOI: 10.1002/1529-0131(200112)45]
- Haak T, Scott B. The effect of Qigong on fibromyalgia (FMS): a controlled randomized study. *Disabil Rehabil* 2008; **30**: 625–633 [PMID: 17852292 DOI: 10.1080/09638280701400540]
- Häkkinen A, Häkkinen K, Hannonen P, Alen M. Strength training induced adaptations in neuromuscular function of premenopausal women with fibromyalgia: comparison with healthy women. *Ann Rheum Dis* 2001; **60**: 21–26 [PMID: 11114277 DOI: 10.1136/ard.60.1.21]
- Ide MR, Laurindo IMM, Rodrigues-Júnior AL, Tanaka C. Effect of aquatic respiratory exercise-based program in patients with fibromyalgia. *Int J Rheum Dis* 2008; **11**: 131–140 [DOI: 10.1111/j.1756-185X.2008.00348.x]
- Jones KD, Burckhardt CS, Deodhar AA, Perrin NA, Hanson GC, Bennett RM. A six-month randomized controlled trial of exercise and pyridostigmine in the treatment of fibromyalgia. *Arthritis Rheum*

- 2008; **58**: 612-622 [PMID: 18240245 DOI: 10.1002/art.23203]
- 28 **Komatireddy GR**, Leitch RW, Cella K, Browning G, Minor M. Efficacy of low load resistive muscle training in patients with rheumatoid arthritis functional class II and III. *J Rheumatol* 1997; **24**: 1531-1539 [PMID: 9263147]
 - 29 **Mannerkorpi K**, Nyberg B, Ahlmén M, Ekdahl C. Pool exercise combined with an education program for patients with fibromyalgia syndrome. A prospective, randomized study. *J Rheumatol* 2000; **27**: 2473-2481 [PMID: 11036846]
 - 30 **Minor MA**, Hewett JE, Webel RR, Anderson SK, Kay DR. Efficacy of physical conditioning exercise in patients with rheumatoid arthritis and osteoarthritis. *Arthritis Rheum* 1989; **32**: 1396-1405 [PMID: 2818656 DOI: 10.1002/anr.1780321108]
 - 31 **Neuberger GB**, Aaronson LS, Gajewski B, Embretson SE, Cagle PE, Loudon JK, Miller PA. Predictors of exercise and effects of exercise on symptoms, function, aerobic fitness, and disease outcomes of rheumatoid arthritis. *Arthritis Rheum* 2007; **57**: 943-952 [PMID: 17665488 DOI: 10.1002/art.22903]
 - 32 **O'Reilly SC**, Muir KR, Doherty M. Effectiveness of home exercise on pain and disability from osteoarthritis of the knee: a randomised controlled trial. *Ann Rheum Dis* 1999; **58**: 15-19 [PMID: 10343535 DOI: 10.1136/ard.58.1.15]
 - 33 **Patrick DL**, Ramsey SD, Spencer AC, Kinne S, Belza B, Topolski TD. Economic evaluation of aquatic exercise for persons with osteoarthritis. *Med Care* 2001; **39**: 413-424 [PMID: 11317090 DOI: 10.1097/00005650-200105000-00002]
 - 34 **Penninx BW**, Rejeski WJ, Pandya J, Miller ME, Di Bari M, Applegate WB, Pahor M. Exercise and depressive symptoms: a comparison of aerobic and resistance exercise effects on emotional and physical function in older persons with high and low depressive symptomatology. *J Gerontol B Psychol Sci Soc Sci* 2002; **57**: P124-P132 [PMID: 11867660 DOI: 10.1093/geronb/57.2.P124]
 - 35 **Rooks DS**, Gautam S, Romeling M, Cross ML, Stratigakis D, Evans B, Goldenberg DL, Iversen MD, Katz JN. Group exercise, education, and combination self-management in women with fibromyalgia: a randomized trial. *Arch Intern Med* 2007; **167**: 2192-2200 [PMID: 17998491 DOI: 10.1001/archinte.167.20.2192]
 - 36 **Sañudo B**, Galiano D, Carrasco L, de Hoyo M, McVeigh JG. Effects of a prolonged exercise program on key health outcomes in women with fibromyalgia: a randomized controlled trial. *J Rehabil Med* 2011; **43**: 521-526 [PMID: 21533333 DOI: 10.2340/16501977-0814]
 - 37 **Schachter CL**, Busch AJ, Peloso PM, Sheppard MS. Effects of short versus long bouts of aerobic exercise in sedentary women with fibromyalgia: a randomized controlled trial. *Phys Ther* 2003; **83**: 340-358 [PMID: 12665405]
 - 38 **Sencan S**, Ak S, Karan A, Muslumanoglu L, Ozcan E, Berker E. A study to compare the therapeutic efficacy of aerobic exercise and paroxetine in fibromyalgia syndrome. *J Back Musculoskelet Rehabil* 2004; **17**: 57-61
 - 39 **Tomás-Carús P**, Gusib N, Lealc A, Garcíab Y, Ortega-Alonso A. The fibromyalgia treatment with physical exercise in warm water reduces the impact of the disease on female patients' physical and mental health. *Rheumatol Clin* 2007; **3**: 33-37 [DOI: 10.1016/S2173-5743(07)70206-X]
 - 40 **Tomas-Carus P**, Gusi N, Häkkinen A, Häkkinen K, Leal A, Ortega-Alonso A. Eight months of physical training in warm water improves physical and mental health in women with fibromyalgia: a randomized controlled trial. *J Rehabil Med* 2008; **40**: 248-252 [PMID: 18382819 DOI: 10.2340/16501977-0168]
 - 41 **Valim V**, Oliveira L, Suda A, Silva L, de Assis M, Barros Neto T, Feldman D, Natour J. Aerobic fitness effects in fibromyalgia. *J Rheumatol* 2003; **30**: 1060-1069 [PMID: 12734907]
 - 42 **Valkeinen H**, Alen M, Hannonen P, Häkkinen A, Airaksinen O, Häkkinen K. Changes in knee extension and flexion force, EMG and functional capacity during strength training in older females with fibromyalgia and healthy controls. *Rheumatology (Oxford)* 2004; **43**: 225-228 [PMID: 13130154 DOI: 10.1093/rheumatology/keh027]
 - 43 **Wang C**, Schmid CH, Hibberd PL, Kalish R, Roubenoff R, Rones R, McAlindon T. Tai Chi is effective in treating knee osteoarthritis: a randomized controlled trial. *Arthritis Rheum* 2009; **61**: 1545-1553 [PMID: 19877092 DOI: 10.1002/art.24832]
 - 44 **Wang C**, Schmid CH, Rones R, Kalish R, Yinh J, Goldenberg DL, Lee Y, McAlindon T. A randomized trial of tai chi for fibromyalgia. *N Engl J Med* 2010; **363**: 743-754 [PMID: 20818876 DOI: 10.1056/NEJMoa0912611]
 - 45 **Wigers SH**, Stiles TC, Vogel PA. Effects of aerobic exercise versus stress management treatment in fibromyalgia. A 4.5 year prospective study. *Scand J Rheumatol* 1996; **25**: 77-86 [PMID: 8614771 DOI: 10.3109/03009749609069212]
 - 46 **U.S. Department of Health and Human Services**. Physical Activity Guidelines Advisory Committee Report, 2008. Available from: URL: <http://health.gov/paguidelines/report/pdf/committeereport.pdf>
 - 47 **Hedges LV**, Olkin I. Statistical methods for meta-analysis. San Diego, CA: Academic Press, 1985
 - 48 **DerSimonian R**, Laird N. Meta-analysis in clinical trials. *Control Clin Trials* 1986; **7**: 177-188 [PMID: 3802833 DOI: 10.1016/0197-2456(86)90046-2]
 - 49 **Cochran WG**. The combination of estimates from different experiments. *Biometrics* 1954; **10**: 101-129 [DOI: 10.2307/3001666]
 - 50 **Higgins JP**, Thompson SG, Deeks JJ, Altman DG. Measuring inconsistency in meta-analyses. *BMJ* 2003; **327**: 557-560 [PMID: 12958120 DOI: 10.1136/bmj.327.7414.557]
 - 51 **Stouffer SA**, Suchman EA, DeVinney LC, Star SA, Williams RM. The American soldier: Adjustment during army life. *JAMA* 1949; **140**: 1189 [DOI:10.1001/jama.1949.02900490055028]
 - 52 **Centers for Disease Control and Prevention**. Physical Activity for Arthritis Fact Sheet. 2014. Available from: URL: http://www.cdc.gov/arthritis/pa_factsheet.htm

P- Reviewer: Paraskevas KI, Song J, Turiel M **S- Editor:** Kong JX
L- Editor: A **E- Editor:** Lu YJ





Published by **Baishideng Publishing Group Inc**

8226 Regency Drive, Pleasanton, CA 94588, USA

Telephone: +1-925-223-8242

Fax: +1-925-223-8243

E-mail: bpgoffice@wjgnet.com

Help Desk: <http://www.wjgnet.com/esps/helpdesk.aspx>

<http://www.wjgnet.com>

